

HIGHLIGHTS OF PRESCRIBING INFORMATION

These highlights do not include all the information needed to use LUPRON DEPOT safely and effectively. See full prescribing information for LUPRON DEPOT.

LUPRON DEPOT (leuprolide acetate for depot suspension)

Initial U.S. Approval: 1989

RECENT MAJOR CHANGES

Dosage and Administration (2) 6/2016

INDICATIONS AND USAGE

LUPRON DEPOT is a gonadotropin releasing hormone (GnRH) agonist indicated for:

- palliative treatment of advanced prostatic cancer. (1)

DOSAGE AND ADMINISTRATION

LUPRON DEPOT must be administered under the supervision of a physician. Due to different release characteristics, the dosage strengths are not additive and must be selected based upon the desired dosing schedule. (2)

- LUPRON DEPOT 7.5 mg for 1-month administration, given as a single intramuscular injection every 4 weeks. (2.1)
- LUPRON DEPOT 22.5 mg for 3-month administration, given as a single intramuscular injection every 12 weeks. (2.2)
- LUPRON DEPOT 30 mg for 4-month administration, given as a single intramuscular injection every 16 weeks. (2.3)
- LUPRON DEPOT 45 mg for 6-month administration, given as a single intramuscular injection every 24 weeks. (2.4)

DOSAGE FORMS AND STRENGTHS

7.5 mg, 22.5 mg, 30 mg, and 45 mg injections in a kit with prefilled dual chamber syringe. (3)

CONTRAINDICATIONS

- Hypersensitivity to GnRH, GnRH agonist or any of the excipients in LUPRON DEPOT. (4)
- Pregnancy. (4, 8.1)

WARNINGS AND PRECAUTIONS

- Increased serum testosterone (~ 50% above baseline) during first week of treatment; monitor serum testosterone and PSA. (5.1, 5.6)
 - Isolated cases of transient worsening of symptoms, or additional signs and symptoms of prostate cancer during the first few weeks of treatment. (5.1)
 - A small number of patients may experience a temporary increase in bone pain which can be managed symptomatically. (5.1)
 - Isolated cases of ureteral obstruction and spinal cord compression have been reported with GnRH agonists, which may contribute to paralysis with or without fatal complications. (5.1)

- Hyperglycemia and Diabetes: Hyperglycemia and an increased risk of developing diabetes have been reported in men receiving GnRH analogs. Monitor blood glucose level and manage according to current clinical practice. (5.2)
- Cardiovascular Diseases: Increased risk of myocardial infarction, sudden cardiac death and stroke has been reported in association with use of GnRH analogs in men. Monitor for cardiovascular disease and manage according to current clinical practice. (5.3)
- Effect on QT/QTc Interval: Androgen deprivation therapy may prolong the QT interval. Consider risks and benefits. (5.4)
- Convulsions have been observed in patients with or without a history of predisposing factors. Manage convulsions according to the current clinical practice. (5.5)

ADVERSE REACTIONS

- LUPRON DEPOT 7.5 mg for 1-month administration: The most common adverse reactions (>10%) were general pain, hot flashes/sweats, GI disorders, edema, respiratory disorder, urinary disorder. (6.1)
 - LUPRON DEPOT 22.5 mg for 3-month administration: The most common adverse reactions (>10%) were general pain, injection site reaction, hot flashes/sweats, GI disorders, joint disorders, testicular atrophy, urinary disorders. (6.2)
 - LUPRON DEPOT 30 mg for 4-month administration: The most common adverse reactions (>10%) were asthenia, flu syndrome, general pain, headache, injection site reaction, hot flashes/sweats, GI disorders, edema, skin reaction, urinary disorders. (6.3)
 - LUPRON DEPOT 45 mg for 6-month administration: The most common adverse reactions (>10%) were hot flush, injection site pain, upper respiratory infection, and fatigue. (6.4)
- In postmarketing experience, mood swings, depression, rare reports of suicidal ideation and attempt, rare reports of pituitary apoplexy, and rare reports of serious drug-induced liver injury have been reported. (6.5)

To report SUSPECTED ADVERSE REACTIONS, contact AbbVie Inc. at 1-800-633-9110 or FDA at 1-800-FDA-1088 or www.fda.gov/medwatch

USE IN SPECIFIC POPULATIONS

- Pediatric: These LUPRON DEPOT formulations are not indicated for use in children. See the LUPRON DEPOT PED[®] package insert for the use of leuprolide acetate in children with central precocious puberty.
- Geriatric: This label reflects clinical trials for LUPRON DEPOT in prostate cancer in which the majority of the subjects studied were at least 65 years of age.

See 17 for PATIENT COUNSELING INFORMATION.

Revised: 6/2016

FULL PRESCRIBING INFORMATION: CONTENTS*

1 INDICATIONS AND USAGE

2 DOSAGE AND ADMINISTRATION

- 2.1 LUPRON DEPOT 7.5 mg for 1-Month Administration
- 2.2 LUPRON DEPOT 22.5 mg for 3-Month Administration
- 2.3 LUPRON DEPOT 30 mg for 4-Month Administration
- 2.4 LUPRON DEPOT 45 mg for 6-Month Administration
- 2.5 Reconstitution and Administration for Injection of LUPRON DEPOT

3 DOSAGE FORMS AND STRENGTHS

4 CONTRAINDICATIONS

5 WARNINGS AND PRECAUTIONS

- 5.1 Tumor Flare
- 5.2 Hyperglycemia and Diabetes
- 5.3 Cardiovascular Diseases
- 5.4 Effect on QT/QTc Interval
- 5.5 Convulsions
- 5.6 Laboratory Tests

6 ADVERSE REACTIONS

- 6.1 LUPRON DEPOT 7.5 mg for 1-Month Administration
- 6.2 LUPRON DEPOT 22.5 mg for 3-Month Administration
- 6.3 LUPRON DEPOT 30 mg for 4-Month Administration
- 6.4 LUPRON DEPOT 45 mg for 6-Month Administration
- 6.5 Postmarketing

7 DRUG INTERACTIONS

7.1 Drug/Laboratory Test Interactions

8 USE IN SPECIFIC POPULATIONS

- 8.1 Pregnancy
- 8.3 Nursing Mothers
- 8.4 Pediatric Use
- 8.5 Geriatric Use
- 8.6 Males of Reproductive Potential

10 OVERDOSAGE

11 DESCRIPTION

12 CLINICAL PHARMACOLOGY

- 12.1 Mechanism of Action
- 12.2 Pharmacodynamics
- 12.3 Pharmacokinetics

13 NONCLINICAL TOXICOLOGY

- 13.1 Carcinogenesis, Mutagenesis, Impairment of Fertility

14 CLINICAL STUDIES

- 14.1 LUPRON DEPOT 7.5 mg for 1-Month Administration
- 14.2 LUPRON DEPOT 22.5 mg for 3-Month Administration
- 14.3 LUPRON DEPOT 30 mg for 4-Month Administration
- 14.4 LUPRON DEPOT 45 mg for 6-Month Administration

16 HOW SUPPLIED/STORAGE AND HANDLING

17 PATIENT COUNSELING INFORMATION

*Sections or subsections omitted from the full prescribing information are not listed.

FULL PRESCRIBING INFORMATION

1 INDICATIONS AND USAGE

LUPRON DEPOT 7.5 mg for 1-month administration, 22.5 mg for 3-month administration, 30 mg for 4-month administration, and 45 mg for 6-month administration (leuprolide acetate) are indicated in the palliative treatment of advanced prostatic cancer.

LUPRON DEPOT is a gonadotropin releasing hormone (GnRH) agonist.

2 DOSAGE AND ADMINISTRATION

LUPRON DEPOT must be administered under the supervision of a physician.

In patients treated with GnRH analogues for prostate cancer, treatment is usually continued upon development of metastatic castration-resistant prostate cancer.

Table 1. LUPRON DEPOT Recommended Dosing

Dosage	7.5 mg for 1-Month Administration	22.5 mg for 3-Month Administration	30 mg for 4-Month Administration	45 mg for 6-Month Administration
Recommended dose	1 injection every 4 weeks	1 injection every 12 weeks	1 injection every 16 weeks	1 injection every 24 weeks

2.1 LUPRON DEPOT 7.5 mg for 1-Month Administration

The recommended dose of LUPRON DEPOT 7.5 mg for 1-month administration is one injection every 4 weeks. Do not use concurrently a fractional dose, or a combination of doses of this or any depot formulation due to different release characteristics.

Incorporated in a depot formulation, the lyophilized microspheres must be reconstituted and should be administered every 4 weeks as a single intramuscular injection.

For optimal performance of the prefilled dual chamber syringe (PDS), read and follow the instructions in Section 2.5.

2.2 LUPRON DEPOT 22.5 mg for 3-Month Administration

The recommended dose of LUPRON DEPOT 22.5 mg for 3-month administration is one injection every 12 weeks. Do not use concurrently a fractional dose, or a combination of doses of this or any depot formulation due to different release characteristics.

Incorporated in a depot formulation, the lyophilized microspheres must be reconstituted and should be administered every 12 weeks as a single intramuscular injection.

For optimal performance of the prefilled dual chamber syringe (PDS), read and follow the instructions in Section 2.5.

2.3 LUPRON DEPOT 30 mg for 4-Month Administration

The recommended dose of LUPRON DEPOT 30 mg for 4-month administration is one injection every 16 weeks. Do not use concurrently a fractional dose, or a combination of doses of this or any depot formulation due to different release characteristics.

Incorporated in a depot formulation, the lyophilized microspheres must be reconstituted and should be administered every 16 weeks as a single intramuscular injection.

For optimal performance of the prefilled dual chamber syringe (PDS), read and follow the instructions in Section 2.5.

2.4 LUPRON DEPOT 45 mg for 6-Month Administration

The recommended dose of LUPRON DEPOT 45 mg for 6-month administration is one injection every 24 weeks. Do not use concurrently a fractional dose, or a combination of doses of this or any depot formulation due to different release characteristics.

Incorporated in a depot formulation, the lyophilized microspheres must be reconstituted and should be administered every 24 weeks as a single intramuscular injection.

For optimal performance of the prefilled dual chamber syringe (PDS), read and follow the instructions in Section 2.5.

2.5 Reconstitution and Administration for Injection of LUPRON DEPOT

- Reconstitute and administer the lyophilized microspheres as a single intramuscular injection.
 - Inject the suspension immediately or discard if not used within two hours, because LUPRON DEPOT does not contain a preservative.
1. Visually inspect the LUPRON DEPOT powder. DO NOT USE the syringe if clumping or caking is evident. A thin layer of powder on the wall of the syringe is considered normal prior to mixing with the diluent. The diluent should appear clear and colorless.
 2. To prepare for injection, screw the white plunger into the end stopper until the stopper begins to turn (see Figure 1 and Figure 2).

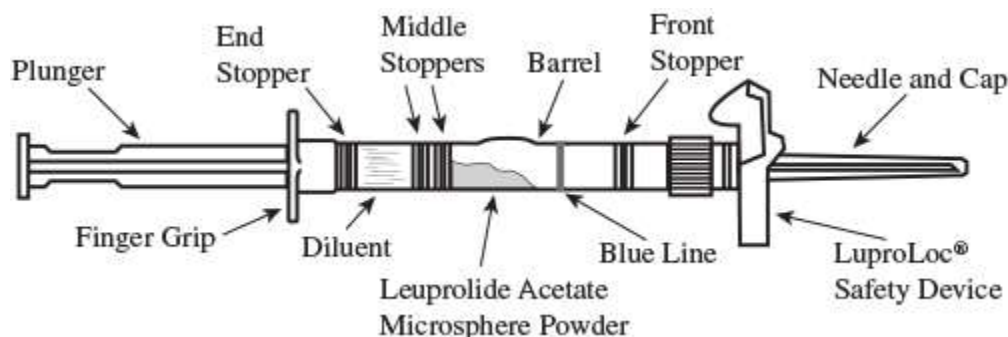


Figure 1

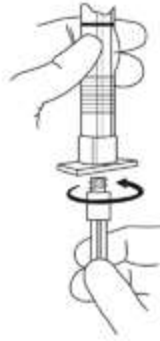


Figure 2

3. Hold the syringe UPRIGHT. Release the diluent by **SLOWLY PUSHING** (6 to 8 seconds) the plunger until the first middle stopper is at the blue line in the middle of the barrel (see Figure 3).

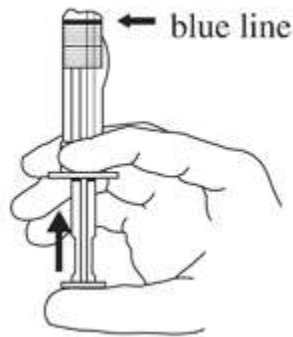


Figure 3

4. Keep the syringe UPRIGHT. Mix the microspheres (powder) thoroughly by gently shaking the syringe until the powder forms a uniform suspension. The suspension will appear milky. If the powder adheres to the stopper or caking/clumping is present, tap the syringe with your finger to disperse. **DO NOT USE** if any of the powder has not gone into suspension (see Figure 4).



Figure 4

5. Keep the syringe UPRIGHT. With the opposite hand pull the needle cap upward without twisting.
6. Keep the syringe UPRIGHT. Advance the plunger to expel the air from the syringe. Now the syringe is ready for injection.
7. After cleaning the injection site with an alcohol swab, administer the intramuscular injection by inserting the needle at a 90 degree angle into the gluteal area, anterior thigh, or deltoid; injection sites should be alternated (see Figure 5).

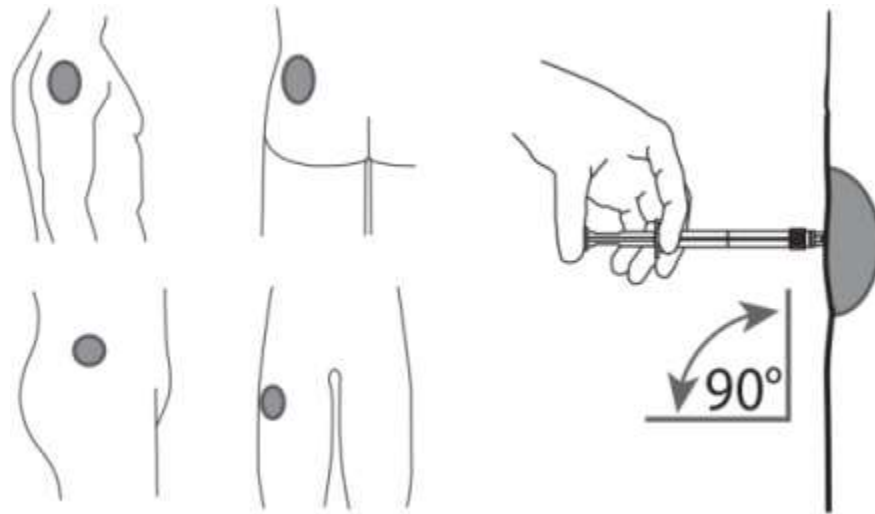


Figure 5

NOTE: If a blood vessel is accidentally penetrated, aspirated blood will be visible just below the luer lock (see Figure 6) and can be seen through the transparent LuproLoc® safety device. If blood is present, remove the needle immediately. Do not inject the medication.

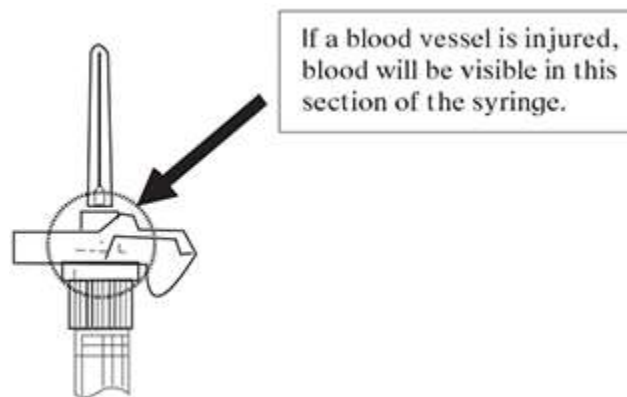


Figure 6

8. Inject the entire contents of the syringe intramuscularly.
9. Withdraw the needle. Once the syringe has been withdrawn, immediately activate the LuproLoc® safety device by pushing the arrow on the lock upward towards the needle tip with the thumb or finger, as illustrated, until the needle cover of the safety device over the needle is fully extended and a CLICK is heard or felt (see Figure 7).



Figure 7

10. Dispose of the syringe according to local regulations/procedures.

3 DOSAGE FORMS AND STRENGTHS

LUPRON DEPOT 7.5 mg for 1-month administration, 22.5 mg for 3-month administration, 30 mg for 4-month administration, and 45 mg for 6-month administration are each supplied as a kit with prefilled dual chamber syringe.

4 CONTRAINDICATIONS

LUPRON DEPOT is contraindicated in:

- **Hypersensitivity**

LUPRON DEPOT is contraindicated in individuals with known hypersensitivity to GnRH agonists or any of the excipients in LUPRON DEPOT. Reports of anaphylactic reactions to GnRH agonists have been reported in the medical literature.

- **Pregnancy**

LUPRON DEPOT may cause fetal harm when administered to a pregnant woman. Expected hormonal changes that occur with LUPRON DEPOT treatment increase the risk for pregnancy loss and fetal harm when administered to a pregnant woman. LUPRON DEPOT is contraindicated in women who are or may become pregnant. If this drug is used during pregnancy, or if the patient becomes pregnant while taking this drug, the patient should be apprised of the potential hazard to the fetus [*see Use in Specific Populations (8.1)*].

5 WARNINGS AND PRECAUTIONS

5.1 Tumor Flare

Initially, LUPRON DEPOT, like other GnRH agonists, causes increases in serum levels of testosterone to approximately 50% above baseline during the first weeks of treatment. Isolated cases of ureteral obstruction and spinal cord compression have been observed, which may contribute to paralysis with or without fatal complications. Transient worsening of symptoms may develop. A small number of patients may experience a temporary increase in bone pain, which can be managed symptomatically.

Patients with metastatic vertebral lesions and/or with urinary tract obstruction should be closely observed during the first few weeks of therapy.

5.2 Hyperglycemia and Diabetes

Hyperglycemia and an increased risk of developing diabetes have been reported in men receiving GnRH agonists. Hyperglycemia may represent development of diabetes mellitus or worsening of glycemic control in patients with diabetes. Monitor blood glucose and/or glycosylated hemoglobin (HbA1c) periodically in patients receiving a GnRH agonist and manage with current practice for treatment of hyperglycemia or diabetes.

5.3 Cardiovascular Diseases

Increased risk of developing myocardial infarction, sudden cardiac death and stroke has been reported in association with use of GnRH agonists in men. The risk appears low based on the reported odds ratios, and should be evaluated carefully along with cardiovascular risk factors when determining a treatment for patients with prostate cancer. Patients receiving a GnRH agonist should be monitored for symptoms and signs suggestive of development of cardiovascular disease and be managed according to current clinical practice.

5.4 Effect on QT/QTc Interval

Androgen deprivation therapy may prolong the QT/QTc interval. Providers should consider whether the benefits of androgen deprivation therapy outweigh the potential risks in patients with congenital long QT syndrome, congestive heart failure, frequent electrolyte abnormalities, and in patients taking drugs known to prolong the QT interval. Electrolyte abnormalities should be corrected. Consider periodic monitoring of electrocardiograms and electrolytes.

5.5 Convulsions

Postmarketing reports of convulsions have been observed in patients on leuprolide acetate therapy. These included patients with a history of seizures, epilepsy, cerebrovascular disorders, central nervous system anomalies or tumors, and in patients on concomitant medications that have been associated with convulsions such as bupropion and SSRIs. Convulsions have also been reported in patients in the absence of any of the conditions mentioned above. Patients receiving a GnRH agonist who experience convulsion should be managed according to current clinical practice.

5.6 Laboratory Tests

Monitor serum levels of testosterone following injection of LUPRON DEPOT 7.5 mg for 1-month administration, 22.5 mg for 3-month administration, 30 mg for 4-month administration, or 45 mg for 6-month administration. In the majority of patients, testosterone levels increased above baseline, and then declined thereafter to castrate levels (< 50 ng/dL) within four weeks. [*see Clinical Studies (14) and Adverse Reactions (6)*].

6 ADVERSE REACTIONS

Because clinical trials are conducted under widely varying conditions, adverse reaction rates observed in the clinical trials of a drug cannot be directly compared to rates in the clinical trials of another drug and may not reflect the rates observed in practice.

6.1 LUPRON DEPOT 7.5 mg for 1-Month Administration

In the majority of patients testosterone levels increased above baseline during the first week, declining thereafter to baseline levels or below by the end of the second week of treatment.

Potential exacerbations of signs and symptoms during the first few weeks of treatment is a concern in patients with vertebral metastases and/or urinary obstruction or hematuria which, if aggravated, may lead to neurological problems such as temporary weakness and/or paresthesia of the lower limbs or worsening of urinary symptoms [see Warnings and Precautions (5.1)].

In a clinical trial of LUPRON DEPOT 7.5 mg for 1-month administration, the following adverse reactions were reported in 5% or more of the patients during the initial 24-week treatment period.

Table 2. Adverse Reactions Reported in \geq 5% of Patients		
LUPRON DEPOT 7.5 mg for 1-Month Administration (N=56)		
	N	(%)
Body As A Whole		
General pain	13	(23.2)
Infection	3	(5.4)
Cardiovascular System		
Hot flashes/sweats*	32	(57.1)
Digestive System		
GI disorders	8	(14.3)
Metabolic and Nutritional Disorders		
Edema	8	(14.3)
Nervous System		
Libido decreased*	3	(5.4)
Respiratory System		
Respiratory disorder	6	(10.7)
Urogenital System		
Urinary disorder	7	(12.5)
Impotence*	3	(5.4)
Testicular atrophy*	3	(5.4)
* Due to the expected physiologic effect of decreased testosterone levels.		

In this same study, the following adverse reactions were reported in less than 5% of the patients on LUPRON DEPOT 7.5 mg for 1-month administration.

Body As A Whole - Asthenia, Cellulitis, Fever, Headache, Injection site reaction, Neoplasm

Cardiovascular System - Angina, Congestive heart failure

Digestive System - Anorexia, Dysphagia, Eructation, Peptic ulcer

Hemic and Lymphatic System - Ecchymosis

Musculoskeletal System - Myalgia

Nervous System - Agitation, Insomnia/sleep disorders, Neuromuscular disorders

Respiratory System - Emphysema, Hemoptysis, Lung edema, Sputum increased

Skin and Appendages - Hair disorder, Skin reaction

Urogenital System - Balanitis, Breast enlargement, Urinary tract infection

Laboratory Abnormalities

Abnormalities of certain parameters were observed, but their relationship to drug treatment are difficult to assess in this population. The following were recorded in $\geq 5\%$ of patients at final visit: Decreased albumin, decreased hemoglobin/hematocrit, decreased prostatic acid phosphatase, decreased total protein, decreased urine specific gravity, hyperglycemia, hyperuricemia, increased BUN, increased creatinine, increased liver function tests (AST, LDH), increased phosphorus, increased platelets, increased prostatic acid phosphatase, increased total cholesterol, increased urine specific gravity, leukopenia.

6.2 LUPRON DEPOT 22.5 mg for 3-Month Administration

In two clinical trials of LUPRON DEPOT 22.5 mg for 3-month administration, the following adverse reactions were reported to have a possible or probable relationship to drug as ascribed by the treating physician in 5% or more of the patients receiving the drug. **Often, causality is difficult to assess in patients with metastatic prostate cancer.** Reactions considered not drug-related are excluded.

Table 3. Adverse Reactions Reported in $\geq 5\%$ of Patients		
LUPRON DEPOT 22.5 mg for 3-Month Administration		
Body System/Reaction	N=94	(%)
Body As A Whole		
Asthenia	7	(7.4)
General Pain	25	(26.6)
Headache	6	(6.4)
Injection Site Reaction	13	(13.8)
Cardiovascular System		
Hot flashes/Sweats	55	(58.5)
Digestive System		
GI Disorders	15	(16.0)
Musculoskeletal System		
Joint Disorders	11	(11.7)
Central/Peripheral Nervous System		
Dizziness/Vertigo	6	(6.4)
Insomnia/Sleep Disorders	8	(8.5)
Neuromuscular Disorders	9	(9.6)
Respiratory System		
Respiratory Disorders	6	(6.4)

Skin and Appendages		
Skin Reaction	8	(8.5)
Urogenital System		
Testicular Atrophy	19	(20.2)
Urinary Disorders	14	(14.9)

In these same studies, the following adverse reactions were reported in less than 5% of the patients on LUPRON DEPOT 22.5 mg for 3-month administration.

Body As A Whole - Enlarged abdomen, Fever

Cardiovascular System - Arrhythmia, Bradycardia, Heart failure, Hypertension, Hypotension, Varicose vein

Digestive System - Anorexia, Duodenal ulcer, Increased appetite, Thirst/dry mouth

Hemic and Lymphatic System - Anemia, Lymphedema

Metabolic and Nutritional Disorders - Dehydration, Edema

Central/Peripheral Nervous System - Anxiety, Delusions, Depression, Hypesthesia, Libido decreased*, Nervousness, Paresthesia

Respiratory System - Epistaxis, Pharyngitis, Pleural effusion, Pneumonia

Special Senses - Abnormal vision, Amblyopia, Dry eyes, Tinnitus

Urogenital System - Gynecomastia, Impotence*, Penis disorders, Testis disorders.

* Physiologic effect of decreased testosterone.

Laboratory Abnormalities

Abnormalities of certain parameters were observed, but are difficult to assess in this population. The following were recorded in $\geq 5\%$ of patients: Increased BUN, Hyperglycemia, Hyperlipidemia (total cholesterol, LDL-cholesterol, triglycerides), Hyperphosphatemia, Abnormal liver function tests, Increased PT, Increased PTT. Additional laboratory abnormalities reported were: Decreased platelets, Decreased potassium and Increased WBC.

6.3 LUPRON DEPOT 30 mg for 4-Month Administration

The 4-month formulation of LUPRON DEPOT 30 mg was utilized in clinical trials that studied the drug in 49 nonorchietomized prostate cancer patients for 32 weeks or longer and in 24 orchietomized prostate cancer patients for 20 weeks.

In the above described clinical trials, the following adverse reactions were reported in $\geq 5\%$ of the patients during the treatment period.

Table 4. Adverse Reactions Reported in $\geq 5\%$ of Patients		
LUPRON DEPOT 30 mg for 4-Month Administration		
Body System/Events	Nonorchietomized	Orchietomized

	Study 013		Study 012	
	N=49	(%)	N=24	(%)
Body As A Whole				
Asthenia	6	(12.2)	1	(4.2)
Flu Syndrome	6	(12.2)	0	(0.0)
General Pain	16	(32.7)	1	(4.2)
Headache	5	(10.2)	1	(4.2)
Injection Site Reaction	4	(8.2)	9	(37.5)
Cardiovascular System				
Hot flashes/Sweats	23	(46.9)	2	(8.3)
Digestive System				
GI Disorders	5	(10.2)	3	(12.5)
Metabolic and Nutritional Disorders				
Dehydration	4	(8.2)	0	(0.0)
Edema	4	(8.2)	5	(20.8)
Musculoskeletal System				
Joint Disorder	8	(16.3)	1	(4.2)
Myalgia	4	(8.2)	0	(0.0)
Nervous System				
Dizziness/Vertigo	3	(6.1)	2	(8.3)
Neuromuscular Disorders	3	(6.1)	1	(4.2)
Paresthesia	4	(8.2)	1	(4.2)
Respiratory System				
Respiratory Disorder	4	(8.2)	1	(4.2)
Skin and Appendages				
Skin Reaction	6	(12.2)	0	(0.0)
Urogenital System				
Urinary Disorders	5	(10.2)	4	(16.7)

In these same studies, the following adverse reactions were reported in less than 5% of the patients on LUPRON DEPOT 30 mg for 4-month administration.

Body As A Whole - Abscess, Accidental injury, Allergic reaction, Cyst, Fever, Generalized edema, Hernia, Neck pain, Neoplasm

Cardiovascular System - Atrial fibrillation, Deep thrombophlebitis, Hypertension

Digestive System - Anorexia, Eructation, Gastrointestinal hemorrhage, Gingivitis, Gum hemorrhage, Hepatomegaly, Increased appetite, Intestinal obstruction, Periodontal abscess

Hemic and Lymphatic System - Lymphadenopathy

Metabolic and Nutritional Disorders - Healing abnormal, Hypoxia, Weight loss

Musculoskeletal System - Leg cramps, Pathological fracture, Ptosis

Nervous System - Abnormal thinking, Amnesia, Confusion, Convulsion, Dementia, Depression, Insomnia/sleep disorders, Libido decreased*, Neuropathy, Paralysis

Respiratory System - Asthma, Bronchitis, Hiccup, Lung disorder, Sinusitis, Voice alteration

Skin and Appendages - Herpes zoster, Melanosis

Urogenital System - Bladder carcinoma, Epididymitis, Impotence*, Prostate disorder, Testicular atrophy*, Urinary incontinence, Urinary tract infection.

* Physiologic effect of decreased testosterone.

Laboratory Abnormalities

Abnormalities of certain parameters were observed, but their relationship to drug treatment is difficult to assess in this population. The following were recorded in $\geq 5\%$ of patients: Decreased bicarbonate, Decreased hemoglobin/hematocrit/RBC, Hyperlipidemia (total cholesterol, LDL-cholesterol, triglycerides), Decreased HDL-cholesterol, Eosinophilia, Increased glucose, Increased liver function tests (ALT, AST, GGTP, LDH), Increased phosphorus. Additional laboratory abnormalities were reported: Increased BUN and PT, Leukopenia, Thrombocytopenia, Uricaciduria.

6.4 LUPRON DEPOT 45 mg for 6-Month Administration

One open label, multicenter study was conducted with LUPRON DEPOT 45 mg for 6-month administration in 151 prostate cancer patients. Patients were treated for 48 weeks, with 139/151 receiving two injections 24 weeks apart.

In the above described clinical trial, the following adverse events were reported in $\geq 5\%$ of the patients during the treatment period. The Table 5 includes all adverse events reported in $\geq 5\%$ of patients as well as the incidences of these adverse events that were considered, by the treating physician, to have a definite or possible relationship to LUPRON.

Table 5. Adverse Events in $\geq 5\%$ of Patients				
LUPRON DEPOT 45 mg for 6-Month Administration				
Adverse Event	Treatment Emergent		Treatment Related	
	N = 151	(%)	N = 151	(%)
Hot Flush/Flushing	89	58.9	88	58.3
Injection Site Pain/Discomfort	29	19.2	16	10.6
Upper Respiratory Tract Infection/Influenza-like Illness ¹	32	21.2	0	0
Fatigue/Lethargy	20	13.2	18	11.9
Constipation	15	9.9	5	3.3
Arthralgia	14	9.3	2	1.3
Insomnia/Sleep Disorder	13	8.6	5	3.3
Headache/Sinus Headache	12	7.9	3	2.0
Musculoskeletal Pain/ Myalgia	12	7.9	3	2.0

Second Primary Neoplasm ²	11	7.3	0	0
Cough	10	6.6	2	1.3
Hematuria/Hemorrhagic Cystitis	10	6.6	0	0
Hypertension/BP Increased	10	6.6	3	2.0
Rash	9	6.0	3	2.0
Dysuria	9	6.0	1	0.7
Urinary Tract Infection/Cystitis	9	6.0	0	0
Anemia/Hemoglobin Decreased	10	6.6	2	1.3
Back Pain	8	5.3	0	0
COPD	8	5.3	0	0
Dizziness	8	5.3	3	2.0
Dyspnea/Dyspnea on Exertion	8	5.3	2	1.3
Nocturia	8	5.3	2	1.3
Peripheral/Pitting Edema	8	5.3	2	1.3
Coronary Artery Disease/Angina	8	5.3	1	0.7

¹Includes influenza, nasal congestion, nasopharyngitis, rhinorrhea, upper respiratory tract infection, and viral upper respiratory tract infection

²Includes basal cell carcinoma, bladder transitional cell carcinoma, lung neoplasm, malignant melanoma, non-Hodgkin's lymphoma, and squamous cell carcinoma

The following adverse events led to discontinuation; fatigue, hot flush, second primary neoplasm, asthenia, coronary artery disease, constipation, hyperkalemia, and sleep disorder. Serious adverse events in $\geq 2\%$ of patients, regardless of causality, included chronic obstructive pulmonary disease, coronary artery disease/angina, cerebrovascular accident/transient ischemic attack, pneumonia, and second primary neoplasms.

Laboratory Abnormalities

At baseline, 13.9% of patients had a CTCAE v4.0 grade 1 or 2 decreased hemoglobin. During the study, 42.4% of subjects had grade 1 decreased hemoglobin (10 - <12-5 g/dL), 2.0% had grade 2 (8 - <10 g/dL) and 1.3% of subjects had grade 3 or 4 (<8 g/dL). Likewise, 28.5% of patients had a grade 1 or 2 increased cholesterol at baseline while 55.0% had grade 1 increased cholesterol (>199- 300 mg/dL), 3.3% had a grade 2 increase (>300-400 mg/dL), and 0.7% of subjects had grade 3 (>400 mg/dL) during the study.

6.5 Postmarketing

The following adverse reactions have been identified during post-approval use of LUPRON DEPOT. Because these reactions are reported voluntarily from a population of uncertain size, it is not always possible to reliably estimate their frequency or establish a causal relationship to drug exposure.

During postmarketing surveillance, which includes other dosage forms and other patient populations, the following adverse reactions were reported.

Like other drugs in this class, mood swings, including depression, have been reported. There have been very rare reports of suicidal ideation and attempt. Many, but not all, of these patients had a history of depression or other psychiatric illness. Patients should be counseled on the possibility of development or worsening of depression during treatment with LUPRON.

Symptoms consistent with an anaphylactoid or asthmatic process have been rarely (incidence rate of about 0.002%) reported. Rash, urticaria, and photosensitivity reactions have also been reported.

Changes in Bone Density - Decreased bone density has been reported in the medical literature in men who have had orchiectomy or who have been treated with a GnRH agonist analog. In a clinical trial, 25 men with prostate cancer, 12 of whom had been treated previously with leuprolide acetate for at least six months, underwent bone density studies as a result of pain. The leuprolide-treated group had lower bone density scores than the nontreated control group. It can be anticipated that long periods of medical castration in men will have effects on bone density.

Pituitary apoplexy - During post-marketing surveillance, rare cases of pituitary apoplexy (a clinical syndrome secondary to infarction of the pituitary gland) have been reported after the administration of gonadotropin-releasing hormone agonists. In a majority of these cases, a pituitary adenoma was diagnosed, with a majority of pituitary apoplexy cases occurring within 2 weeks of the first dose, and some within the first hour. In these cases, pituitary apoplexy has presented as sudden headache, vomiting, visual changes, ophthalmoplegia, altered mental status, and sometimes cardiovascular collapse. Immediate medical attention has been required.

Localized reactions including induration and abscess have been reported at the site of injection.

Symptoms consistent with fibromyalgia (e.g., joint and muscle pain, headaches, sleep disorders, gastrointestinal distress, and shortness of breath) have been reported individually and collectively.

Cardiovascular System - Hypotension, Myocardial infarction, Pulmonary embolism

Respiratory, thoracic and mediastinal disorder - Interstitial lung disease

Hepato-biliary disorder - Serious drug-induced liver injury

Hemic and Lymphatic System - Decreased WBC

Central/Peripheral Nervous System - Convulsion, Peripheral neuropathy, Spinal fracture/paralysis

Endocrine System - Diabetes

Musculoskeletal System - Tenosynovitis-like symptoms

Urogenital System - Prostate pain

See other LUPRON DEPOT and LUPRON Injection package inserts for other reactions reported in women and pediatric populations.

7 DRUG INTERACTIONS

No pharmacokinetic-based drug-drug interaction studies have been conducted with LUPRON DEPOT.

7.1 Drug/Laboratory Test Interactions

Administration of LUPRON DEPOT in therapeutic doses results in suppression of the pituitary-gonadal system. Normal function is usually restored within three months after treatment is discontinued. Due to the suppression of the pituitary-gonadal system by LUPRON DEPOT, diagnostic tests of pituitary gonadotropic and gonadal functions conducted during treatment and up to three months after discontinuation of LUPRON DEPOT may be affected.

8 USE IN SPECIFIC POPULATIONS

8.1 Pregnancy

Pregnancy Category X [*see Contraindications (4)*].

Risk Summary

LUPRON DEPOT may cause fetal harm when administered to a pregnant woman. The monthly formulation of leuprolide acetate caused embryo-fetal toxicity in animals at doses less than the human dose based on body surface area using an estimated daily dose. Expected hormonal changes that occur with LUPRON DEPOT treatment increase the risk for pregnancy loss and fetal harm when administered to a pregnant woman. LUPRON DEPOT is contraindicated in women who are pregnant while receiving the drug. If this drug is used during pregnancy, or if the patient becomes pregnant while taking this drug, apprise the patient of the potential hazard to the fetus and the potential risk for pregnancy loss.

Animal Data

Major fetal abnormalities were observed in rabbits after a single administration of the monthly formulation of leuprolide acetate on day 6 of pregnancy at doses of 0.00024, 0.0024, and 0.024 mg/kg (approximately 1/1600 to 1/16 the human dose based on body surface area using an estimated daily dose in animals and humans). Since a depot formulation was utilized in the study, a sustained exposure to leuprolide was expected throughout the period of organogenesis and to the end of gestation. Similar studies in rats did not demonstrate an increase in fetal malformations, however, there was increased fetal mortality and decreased fetal weights with the two higher doses of the monthly formulation of leuprolide acetate in rabbits and with the highest dose (0.024 mg/kg) in rats.

8.3 Nursing Mothers

LUPRON DEPOT is not indicated for use in nursing mothers [*see Indications and Usage (1)*]. It is not known whether leuprolide is excreted in human milk. Because many drugs are excreted in human milk and because of the potential for serious adverse reactions in nursing infants from LUPRON DEPOT, a decision should be made to discontinue nursing or discontinue the drug taking into account the importance of the drug to the mother.

8.4 Pediatric Use

See LUPRON DEPOT-PED[®] (leuprolide acetate for depot suspension) labeling for the safety and effectiveness in children with central precocious puberty.

8.5 Geriatric Use

In the clinical trials for LUPRON DEPOT in prostate cancer 80% of the subjects studied were at least 65 years of age. Therefore, the labeling reflects the efficacy and safety of LUPRON DEPOT in this population.

8.6 Males of Reproductive Potential

Infertility

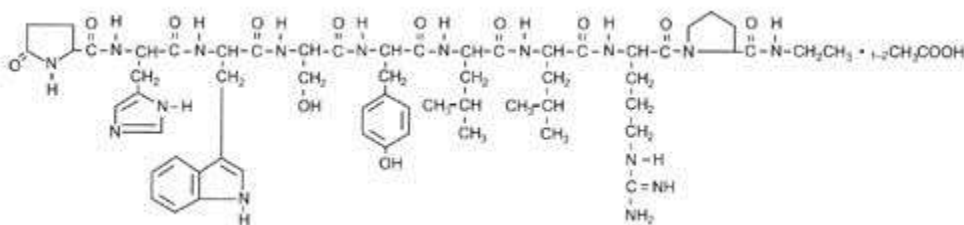
LUPRON DEPOT may reduce fertility based on animal studies and its mechanism of action. There are no data in humans relating to male fertility following treatment with leuprolide acetate. In animal studies, administration of leuprolide acetate to rats as a monthly depot formulation caused atrophy of the reproductive organs and suppression of reproductive function. These changes were reversible upon cessation of treatment [see *Nonclinical Toxicology (13.1)*].

10 OVERDOSAGE

There is no experience of overdosage in clinical trials. In rats, a single subcutaneous dose of 100 mg/kg (approximately 4,000 times the estimated daily human dose based on body surface area), resulted in dyspnea, decreased activity, and excessive scratching. In early clinical trials with daily subcutaneous leuprolide acetate, doses as high as 20 mg/day for up to two years caused no adverse effects differing from those observed with the 1 mg/day dose.

11 DESCRIPTION

Leuprolide acetate is a synthetic nonapeptide analog of naturally occurring gonadotropin-releasing hormone (GnRH). The analog possesses greater potency than the natural hormone. The chemical name is 5-oxo-L-prolyl-L-histidyl-L-tryptophyl-L-seryl-L-tyrosyl-D-leucyl-L-leucyl-L-arginyl-N-ethyl-L-prolinamide acetate (salt) with the following structural formula:



LUPRON DEPOT 7.5 mg for 1-month administration is available in a prefilled dual-chamber syringe containing sterile lyophilized microspheres which, when mixed with diluent, becomes a suspension intended as a monthly intramuscular injection.

The front chamber of LUPRON DEPOT 7.5 mg for 1-month administration prefilled dual-chamber syringe contains leuprolide acetate (7.5 mg), purified gelatin (1.3 mg), DL-lactic and glycolic acids copolymer (66.2 mg), and D-mannitol (13.2 mg). The second chamber of diluent contains carboxymethylcellulose sodium (5 mg), D-mannitol (50 mg), polysorbate 80 (1 mg), water for injection, USP, and glacial acetic acid, USP to control pH.

LUPRON DEPOT 22.5 mg for 3-month administration is available in a prefilled dual-chamber syringe containing sterile lyophilized microspheres which, when mixed with diluent, become a suspension intended as an intramuscular injection to be given **ONCE EVERY 12 WEEKS**.

The front chamber of LUPRON DEPOT 22.5 mg for 3-month administration prefilled dual-chamber syringe contains leuprolide acetate (22.5 mg), polylactic acid (198.6 mg) and D-mannitol (38.9 mg). The second chamber of diluent contains carboxymethylcellulose sodium (7.5 mg), D-mannitol (75.0 mg), polysorbate 80 (1.5 mg), water for injection, USP, and glacial acetic acid, USP to control pH.

LUPRON DEPOT 30 mg for 4-month administration is available in a prefilled dual-chamber syringe containing sterile lyophilized microspheres which, when mixed with diluent, become a suspension intended as an intramuscular injection to be given **ONCE EVERY 16 WEEKS**.

The front chamber of LUPRON DEPOT 30 mg for 4-month administration prefilled dual-chamber syringe contains leuprolide acetate (30 mg), polylactic acid (264.8 mg) and D-mannitol (51.9 mg). The second chamber of diluent contains carboxymethylcellulose sodium (7.5 mg), D-mannitol (75.0 mg), polysorbate 80 (1.5 mg), water for injection, USP, and glacial acetic acid, USP to control pH.

LUPRON DEPOT 45 mg for 6-month administration is available in a prefilled dual-chamber syringe containing sterile lyophilized microspheres which, when mixed with diluent, become a suspension intended as an intramuscular injection to be given **ONCE EVERY 24 WEEKS**.

The front chamber of LUPRON DEPOT 45 mg for 6-month administration prefilled dual-chamber syringe contains leuprolide acetate (45 mg), polylactic acid (169.9 mg), D-mannitol (39.7 mg), and stearic acid (10.1 mg). The second chamber of diluent contains carboxymethylcellulose sodium (7.5 mg), D-mannitol (75.0 mg), polysorbate 80 (1.5 mg), water for injection, USP, and glacial acetic acid, USP to control pH.

12 CLINICAL PHARMACOLOGY

12.1 Mechanism of Action

Leuprolide acetate, a GnRH agonist, acts as an inhibitor of gonadotropin secretion. Animal studies indicate that following an initial stimulation, continuous administration of leuprolide acetate results in suppression of ovarian and testicular steroidogenesis. This effect was reversible upon discontinuation of drug therapy.

Administration of leuprolide acetate has resulted in inhibition of the growth of certain hormone dependent tumors (prostatic tumors in Noble and Dunning male rats and DMBA-induced mammary tumors in female rats) as well as atrophy of the reproductive organs.

12.2 Pharmacodynamics

In humans, administration of leuprolide acetate results in an initial increase in circulating concentrations of luteinizing hormone (LH) and follicle stimulating hormone (FSH), leading to a transient increase in concentrations of the gonadal steroids (testosterone and dihydrotestosterone in males, and estrone and estradiol in premenopausal females). However, continuous administration of leuprolide acetate results in decreased concentrations of LH and FSH. In males, testosterone is reduced to castrate concentrations. In premenopausal females, estrogens are reduced to postmenopausal concentrations. These decreases occur within two to four weeks after initiation of treatment, and castrate concentrations of testosterone in prostatic cancer patients have been demonstrated for more than five years.

Leuprolide acetate is not active when given orally.

12.3 Pharmacokinetics

Absorption

LUPRON DEPOT 7.5 mg for 1-Month Administration

Following a single injection of LUPRON DEPOT 7.5 mg for 1-month administration to patients, mean plasma measured concentrations were 20 ng/mL at 4 hours and 0.36 ng/mL at 4 weeks. However, intact leuprolide and an inactive major metabolite could not be distinguished by the assay which was employed in the study.

LUPRON DEPOT 22.5 mg for 3-Month Administration

Following a single injection of LUPRON DEPOT 22.5 mg for 3-month administration in patients, mean peak plasma concentrations were 48.9 ng/mL at 4 hours and then declined to 0.67 ng/mL at 12 weeks. Leuprolide appeared to be released at a constant rate following the onset of steady-state concentrations during the third week after dosing, providing steady plasma concentrations through the 12-week dosing interval. However, intact leuprolide and an inactive major metabolite could not be distinguished by the assay which was employed in the study. The initial burst, followed by a decline to a steady-state concentration, was similar to the release pattern seen with the monthly formulation.

LUPRON DEPOT 30 mg for 4-Month Administration

Following a single injection of LUPRON DEPOT 30 mg for 4-month administration in sixteen orchiectomized prostate cancer patients, mean plasma concentrations were 59.3 ng/mL at 4 hours and then declined to 0.30 ng/mL at 16 weeks. Mean plasma concentrations from weeks 3.5 to 16 was 0.44 ± 0.20 ng/mL (range: 0.20-1.06). Leuprolide appeared to be released at a constant rate following the onset of steady-state concentrations during the fourth week after dosing, providing steady plasma concentrations throughout the 16-week dosing interval. However, intact leuprolide and an inactive major metabolite could not be distinguished by the assay which was employed in the study. The initial burst, followed by a decline to a steady-state concentration, was similar to the release pattern seen with the other depot formulations.

LUPRON DEPOT 45 mg for 6-Month Administration

Following a single injection of LUPRON DEPOT 45 mg for 6-month administration in 26 prostate cancer patients, mean peak plasma concentration of 6.7 ng/mL was observed at 2 hours

and then declined to 0.07 ng/mL at 24 weeks. Leuprolide appeared to be released continuously following the onset of steady-state concentrations during the third week after dosing providing steady plasma concentrations through the 24-week dosing interval. The initial burst, followed by a decline to a steady-state concentration, was similar to the release pattern seen with the other depot formulations. In this study, mean plasma concentration-time profiles were similar after the first and second dose.

Distribution

The mean steady-state volume of distribution of leuprolide following intravenous bolus administration to healthy male volunteers was 27 L. *In vitro* binding to human plasma proteins ranged from 43% to 49%.

Elimination

The mean systemic clearance of leuprolide following intravenous bolus administration to healthy male volunteers was 7.6 L/h, and terminal elimination half-life was approximately 3 hours based on a two compartment model.

Following administration of LUPRON DEPOT 3.75 mg to 3 patients, less than 5% of the dose was recovered as parent and M-I metabolite in the urine.

13 NONCLINICAL TOXICOLOGY

13.1 Carcinogenesis, Mutagenesis, Impairment of Fertility

Two-year carcinogenicity studies were conducted in rats and mice. In rats, a dose-related increase of benign pituitary hyperplasia and benign pituitary adenomas was noted at 24 months when the drug was administered subcutaneously at daily doses (0.6 to 4 mg/kg). There was a significant but not dose-related increase of pancreatic islet-cell adenomas in females and of testicular interstitial cell adenomas in males (highest incidence in the low dose group). In mice, no leuprolide acetate-induced tumors or pituitary abnormalities were observed at a dose as high as 60 mg/kg for two years. Patients have been treated with leuprolide acetate for up to three years with doses as high as 10 mg/day and for two years with doses as high as 20 mg/day without demonstrable pituitary abnormalities.

Genotoxicity studies were conducted with leuprolide acetate using bacterial and mammalian systems. These studies provided no evidence of mutagenic effects or chromosomal aberrations.

Leuprolide may reduce male and female fertility. Administration of leuprolide acetate to male and female rats at dose of 0.024, 0.24, and 2.4 mg/kg as monthly depot formulation for up to 3 months (approximately as low as 1/30 of the human dose based on body surface area using an estimated daily dose in animals and humans) caused atrophy of the reproductive organs, and suppression of reproductive function. These changes were reversible upon cessation of treatment.

14 CLINICAL STUDIES

14.1 LUPRON DEPOT 7.5 mg for 1-Month Administration

In an open-label, non-comparative, multicenter clinical study of LUPRON DEPOT 7.5 mg for 1-month administration, 56 patients with stage D₂ prostatic adenocarcinoma and no prior systemic treatment were enrolled. The objectives were to determine if a 7.5 mg depot formulation of leuprolide injected once every 4 weeks would reduce and maintain serum testosterone to castrate range (≤ 50 ng/dL), to evaluate objective clinical response, and to assess the safety of the formulation. During the initial 24 weeks, serum testosterone was measured weekly, biweekly, or every four weeks and objective tumor response assessments were performed at Weeks 12 and 24. Once the patient completed the initial 24-week treatment phase, treatment continued at the investigator's discretion. Data from the initial 24-week treatment phase are summarized in this section.

In the majority of patients, serum testosterone increased by 50% or more above baseline during the first week of treatment. Serum testosterone suppressed to the castrate range within 30 days of the initial depot injection in 94% (51/54) of patients for whom testosterone suppression was achieved (2 patients withdrew prior to onset of suppression) and within 66 days in all 54 patients. Mean serum testosterone suppressed to castrate level by Week 3. The median dosing interval between injections was 28 days. One escape from suppression (2 consecutive testosterone values greater than 50 ng/dL after achieving castrate level) was noted at Week 18, associated with a substantial dosing delay. In this patient, serum testosterone returned to the castrate range at the next monthly measurement. Serum testosterone was minimally above the castrate range on a single occasion for 4 other patients. No clinical significance was attributed to these rises in testosterone.

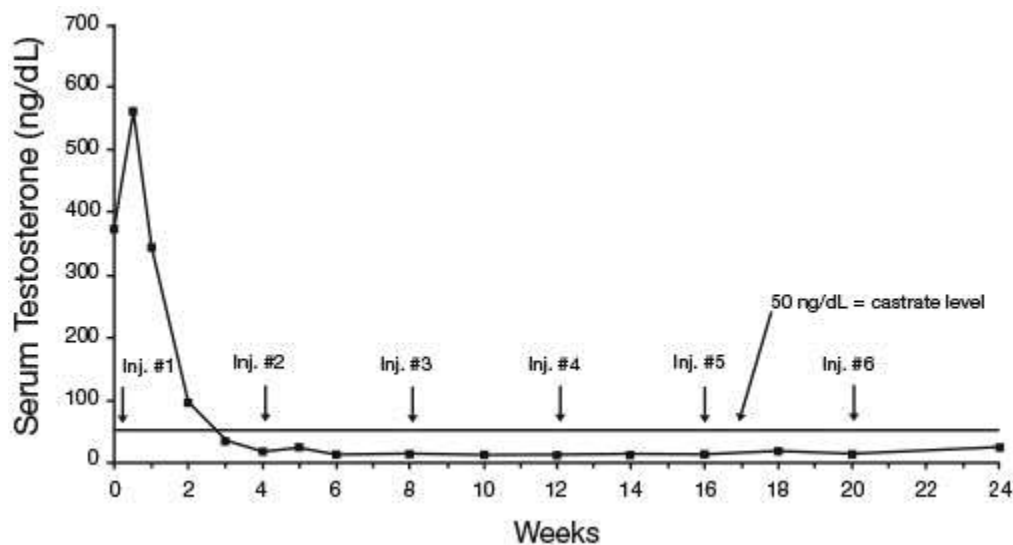


Figure 8. LUPRON DEPOT 7.5 mg for 1-Month Administration Mean Serum Testosterone Concentrations

Secondary efficacy endpoints evaluated included objective tumor response, assessed by clinical evaluations of tumor burden (complete response, partial response, objectively stable, and

progression), as well as changes in local disease status, assessed by digital rectal examination, and changes in prostatic acid phosphatase (PAP). These evaluations were performed at Weeks 12 and 24. The objective tumor response analysis showed a "no progression" (ie. complete or partial response, or stable disease) in 77% (40/52) of patients at Week 12, and in 84% (42/50) of patients at Week 24. Local disease improved or remained stable in all (42) patients evaluated at Week 12 and in 98% (41/42) of patients elevated at Week 24. PAP normalized or decreased at Week 12 and/or 24 in the majority of patients with elevated baseline PAP.

Periodic monitoring of serum testosterone and PSA levels is recommended, especially if the anticipated clinical or biochemical response to treatment has not been achieved. It should be noted that results of testosterone determinations are dependent on assay methodology. It is advisable to be aware of the type and precision of the assay methodology to make appropriate clinical and therapeutic decisions.

14.2 LUPRON DEPOT 22.5 mg for 3-Month Administration

In clinical studies, serum testosterone was suppressed to castrate within 30 days in 87 of 92 (95%) patients and within an additional two weeks in three patients. Two patients did not suppress for 15 and 28 weeks, respectively. Suppression was maintained in all of these patients with the exception of transient minimal testosterone elevations in one of them, and in another an increase in serum testosterone to above the castrate range was recorded during the 12 hour observation period after a subsequent injection. This represents stimulation of gonadotropin secretion.

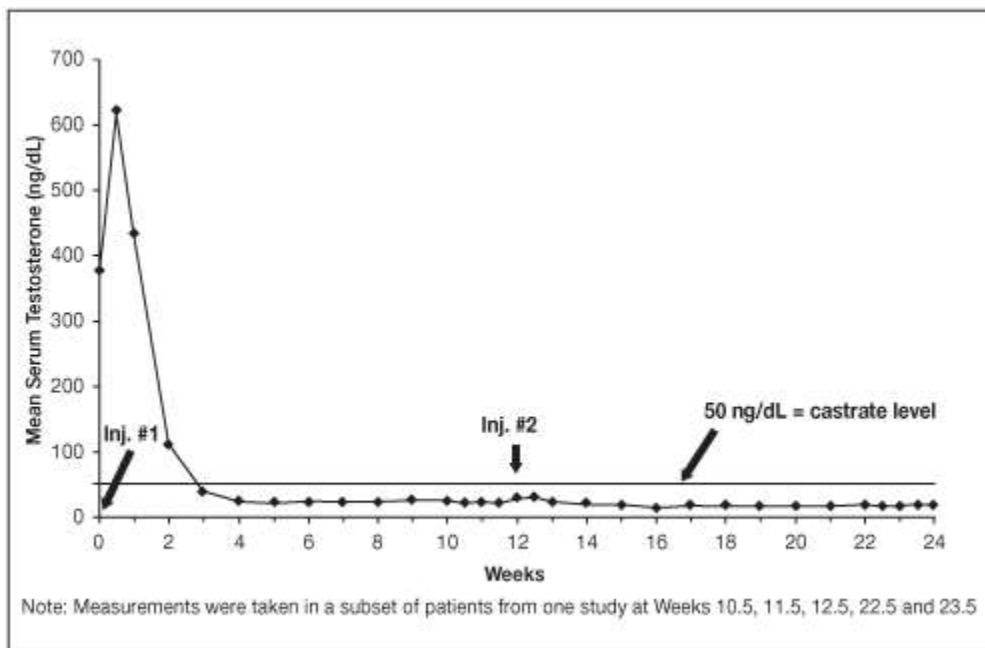


Figure 9. LUPRON DEPOT 22.5 mg for 3-Month Administration Mean Serum Testosterone Concentrations

An 85% rate of "no progression" was achieved during the initial 24 weeks of treatment. A decrease from baseline in serum PSA of $\geq 90\%$ was reported in 71% of the patients and a change to within the normal range (≤ 3.99 ng/mL) in 63% of the patients.

Periodic monitoring of serum testosterone and PSA levels is recommended, especially if the anticipated clinical or biochemical response to treatment has not been achieved. It should be noted that results of testosterone determinations are dependent on assay methodology. It is advisable to be aware of the type and precision of the assay methodology to make appropriate clinical and therapeutic decisions.

14.3 LUPRON DEPOT 30 mg for 4-Month Administration

In an open-label, noncomparative, multicenter clinical study of LUPRON DEPOT 30 mg for 4-month administration, 49 patients with stage D2 prostatic adenocarcinoma (with no prior treatment) were enrolled. The objectives were to determine whether a 30 mg depot formulation of leuprolide injected once every 16 weeks would reduce and maintain serum testosterone levels at castrate levels (≤ 50 ng/dL), and to assess the safety of the formulation. The study was divided into an initial 32-week treatment phase and a long-term treatment phase. Serum testosterone levels were determined biweekly or weekly during the first 32 weeks of treatment. Once the patient completed the initial 32-week treatment period, treatment continued at the investigator's discretion with serum testosterone levels being done every 4 months prior to the injection.

In the majority of patients, testosterone levels increased 50% or more above the baseline during the first week of treatment. Mean serum testosterone subsequently suppressed to castrate levels within 30 days of the first injection in 94% of patients and within 43 days in all 49 patients during the initial 32-week treatment period. The median dosing interval between injections was 112 days. One escape from suppression (two consecutive testosterone values greater than 50 ng/dL after castrate levels achieved) was noted at Week 16. In this patient, serum testosterone increased to above the castrate range following the second depot injection (Week 16) but returned to the castrate level by Week 18. No adverse reactions were associated with this rise in serum testosterone. A second patient had a rise in testosterone at Week 17, then returned to the castrate level by Week 18 and remained there through Week 32. In the long-term treatment phase two patients experienced testosterone elevations, both at Week 48. Testosterone for one patient returned to the castrate range at Week 52, and one patient discontinued the study at Week 48 due to disease progression.

Secondary efficacy endpoints evaluated in the study were the objective tumor response as assessed by clinical evaluations of tumor burden (complete response, partial response, objectively stable and progression) and evaluations of changes in prostatic involvement and prostate-specific antigen (PSA). These evaluations were performed at Weeks 16 and 32 of the treatment phase. The long-term treatment phase monitored PSA at each visit (every 16 weeks). The objective tumor response analysis showed "no progression" (i.e. complete or partial response, or stable disease) in 86% (37/43) of patients at Week 16, and in 77% (37/48) of patients at Week 32. Local disease improved or remained stable in all patients evaluated at Week 16 and/or 32. For patients with elevated baseline PSA, 50% (23/46) had a normal PSA (less than 4.0 ng/mL) at Week 16, and 51% (19/37) had a normal PSA at Week 32.

Periodic monitoring of serum testosterone and PSA levels is recommended, especially if the anticipated clinical or biochemical response to treatment has not been achieved. It should be

noted that results of testosterone determinations are dependent on assay methodology. It is advisable to be aware of the type and precision of the assay methodology to make appropriate clinical and therapeutic decisions.

Using historical comparisons, the safety and efficacy of LUPRON DEPOT 30 mg for 4-month administration appear similar to the other LUPRON DEPOT formulations.

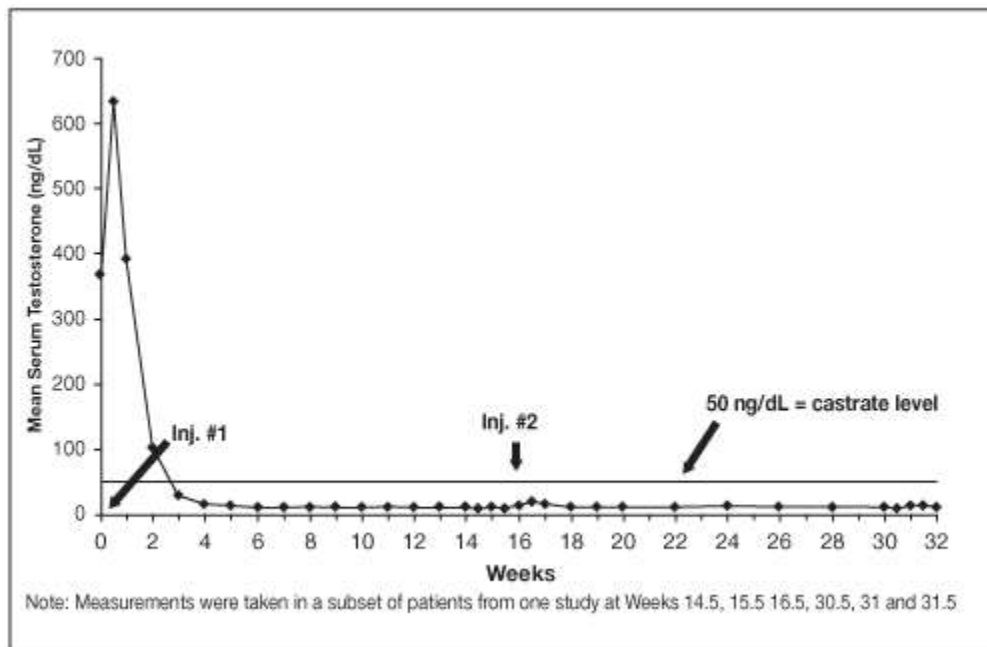


Figure 10. LUPRON DEPOT 30 mg for 4-Month Administration Mean Serum Testosterone Concentrations

14.4 LUPRON DEPOT 45 mg for 6-Month Administration

An open-label, non-comparative, multicenter clinical study of LUPRON DEPOT 45 mg for 6-month administration enrolled 151 patients with prostate cancer. The study drug was administered as two intramuscular injections of LUPRON DEPOT 45 mg at 24 week intervals (139/151 received 2 injections), and patients were followed for a total of 48 weeks.

Among 148 patients who had testosterone value at Week 4, serum testosterone was suppressed to castrate levels (< 50 ng/dL) from Week 4 through Week 48 in an estimated 93.4% (two-sided 95% CI: 89.2%, 97.6%) of patients. One patient failed to achieve testosterone suppression by Week 4, and eight patients had escapes from suppression (any testosterone value > 50 ng/dL after castrate levels were achieved). Mean testosterone levels increased to 608 ng/dL from a baseline of 435 ng/dL during the first week of treatment. By Week 4, the mean testosterone concentration had decreased to below castrate levels (16 ng/dL).

Periodic monitoring of serum testosterone levels is recommended, especially if the anticipated clinical or biochemical response to treatment has not been achieved. Testosterone determinations are dependent on assay methodology and it is advisable to be aware of the type and precision of the assay methodology to make appropriate clinical and therapeutic decisions.

Figure 11 below shows the mean testosterone concentration at various time points.

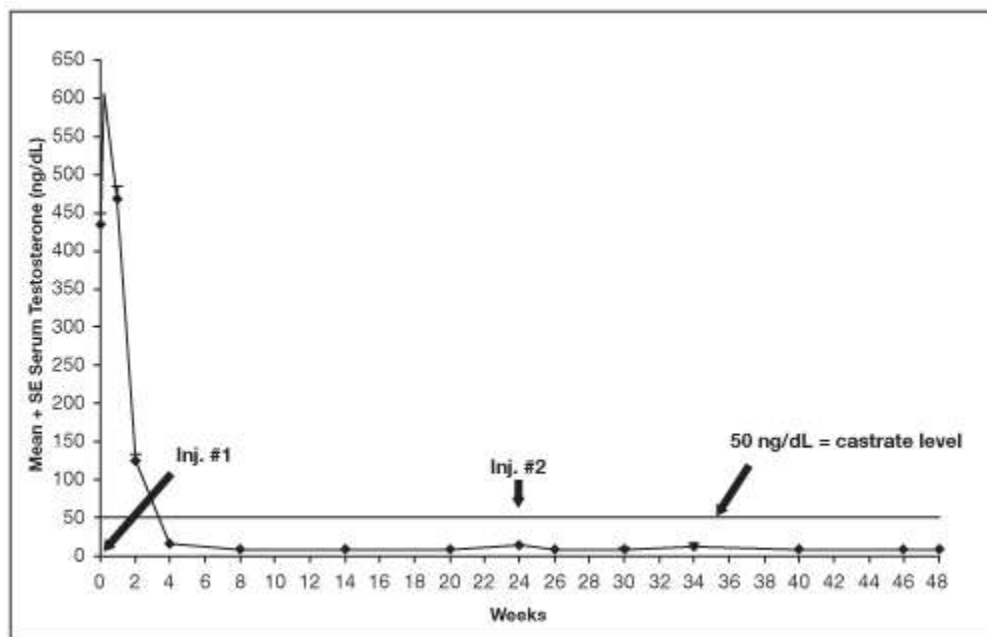


Figure 11. LUPRON DEPOT 45 mg for 6-Month Administration Serum Testosterone Concentrations (Mean + SE)

16 HOW SUPPLIED/STORAGE AND HANDLING

Each LUPRON DEPOT 7.5 mg for 1-month administration kit (NDC 0074-3642-03), 22.5 mg for 3-month administration kit (NDC 0074-3346-03), 30 mg for 4-month administration kit (NDC 0074-3683-03), 45 mg for 6-month administration kit (NDC 0074-3473-03) contains:

- one prefilled dual-chamber syringe containing needle with LuproLoc® safety device
- one plunger
- two alcohol swabs
- a complete prescribing information enclosure

The prefilled dual-chamber syringe of LUPRON DEPOT 7.5 mg for 1-month administration contains sterile lyophilized microspheres of leuprolide acetate incorporated in a biodegradable lactic acid/glycolic acid copolymer.

The prefilled dual-chamber syringe of LUPRON DEPOT 22.5 mg for 3-month administration, 30 mg for 4-month administration, 45 mg for 6-month administration contains sterile lyophilized microspheres of leuprolide acetate incorporated in a biodegradable lactic acid polymer.

When mixed with 1 mL of accompanying diluent, LUPRON DEPOT 7.5 mg for 1-month administration is administered as a single monthly intramuscular injection.

When mixed with 1.5 mL of accompanying diluent, LUPRON DEPOT 22.5 mg for 3-month administration is administered as a single intramuscular injection **EVERY 12 WEEKS**.

When mixed with 1.5 mL of accompanying diluent, LUPRON DEPOT 30 mg for 4-month administration is administered as a single intramuscular injection **EVERY 16 WEEKS**.

When mixed with 1.5 mL of accompanying diluent, LUPRON DEPOT 45 mg for 6-month administration is administered as a single intramuscular injection **EVERY 24 WEEKS**.

Store at 25°C (77°F); excursions permitted to 15°C–30°C (59°F–86°F) [See USP Controlled Room Temperature].

17 PATIENT COUNSELING INFORMATION

Information for Patients

Patients should be informed that:

- If they experience an allergic reaction to other drugs like LUPRON DEPOT, they should not use this drug.
- LUPRON DEPOT is usually continued, often with additional medication, after the development of metastatic castration-resistant prostate cancer.
- The most common side effects associated with LUPRON DEPOT are hot flashes, pain (especially joint pain and back pain), injection site pain and fatigue.
- LUPRON DEPOT may cause impotence.
- The increase in testosterone that occurs during the first weeks of therapy can cause an increase in urinary symptoms or pain.
- If they have metastatic cancer to the spine or urinary tract, they need close medical attention during the first weeks of therapy.
- They should notify their doctor if they develop new or worsened symptoms after beginning LUPRON DEPOT treatment.

Manufactured for
AbbVie Inc.
North Chicago, IL 60064
by Takeda Pharmaceutical Company Limited
Osaka, Japan 540-8645

03-B364 June 2016